








Product Comparison

Elecosoft have a range of 3D house designer products dedicated to architects, self-builders, developers, builders, interior designers, building design professionals and home improvers.







Our home designer products have been specially tailored to each profession or project type with a toolset that will allow you to get the most out of our products.

Compare features below to help you choose which one of our 3D House Design applications is right for you!

 From dreams to designs	 Arcon Evo Premier	 Arcon Evo Building Regs Edition	 Arcon Evo	 3D Home Designer Pro	 3D Home Designer Expert	 3D Home Designer Basic
Are you a self-builder, architect or builder? Take a look at the profession type below to help you choose the right product.						
Self-Builder	x	x	x	x	✓	x
Home Improver	x	x	x	x	✓	x
Renovator	x	x	x	x	x	✓
DIY Enthusiast	x	x	x	x	x	✓
Builder	x	x	x	✓	x	x
Property developer	x	x	x	✓	x	x
Interior Designer	x	x	x	✓	x	x
Architect	✓	✓	✓	x	x	x
Building Technologist	✓	✓	✓	x	x	x
Building Professional	✓	✓	✓	x	x	x
Planner	x	x	✓	x	x	x
Easy-to-use toolset						
Interactive dialogue boxes and tool options	✓	✓	✓	✓	✓	✓

Multiple toolbar variants				x	x	x
Instant 2D floor plans to 3D models						
Landscaping tools for marking out plot, paths, ponds etc and for setting height levels						
Terrain brush for fine ground detailing						x
Library containing thousands of furnishing objects and textures						
Add objects direct from Sketchup 3D Warehouse						
Add realism with 3D textures						
3D walkthrough function						
In-line measurements for directly modifying selected elements						
Advanced component editors						
Set geographic position through Google Maps						x
Set time of day and simulate lighting effect						x
Add 3D model to Google Earth to view in situ on the correct plot				x	x	x
3D Rendering options available including 3D texture overlay						
3D textures and bump-mapping capabilities						
Instant elevation viewer						x
Break apart 2D elevation views for further editing						x
Plan Element mode for producing 2D sections, elevations and drawing details quickly & easily				x	x	x
Plan Element mode for modifying section & elevation views quickly using advanced 2D drawing and editing tools				x	x	x
Plan Layout mode for producing detailed drawing sets for planning applications						x
In Plan Layout mode, save selection of layouts for different purposes (planning submissions,				x	x	x

building regulations, site plans, plumbing, heating and electrics plans etc) Apply a layout to any project to produce consistent professional drawings quickly.	<input checked="" type="checkbox"/>						
Detailing tools for working and building control drawings	<input checked="" type="checkbox"/>	<input checked="" type="checkbox"/>	<input checked="" type="checkbox"/>	<input checked="" type="checkbox"/>		x	x
240 CAD detail blocks for the most common building regulation requirements	<input checked="" type="checkbox"/>	<input checked="" type="checkbox"/>	x	x	x		x
Editable construction detail drawings for loft conversions, foundations, floors, walls, roofs, timber frame, drainage, windows & doors, internal works, structure etc.	<input checked="" type="checkbox"/>	<input checked="" type="checkbox"/>	x	x	x		x
Multi-thickness wall types	<input checked="" type="checkbox"/>	<input checked="" type="checkbox"/>	<input checked="" type="checkbox"/>	<input checked="" type="checkbox"/>	<input checked="" type="checkbox"/>		x
Scan assistant for importing existing drawing images in to plan	<input checked="" type="checkbox"/>	<input checked="" type="checkbox"/>	<input checked="" type="checkbox"/>	<input checked="" type="checkbox"/>	<input checked="" type="checkbox"/>	<input checked="" type="checkbox"/>	<input checked="" type="checkbox"/>
Advanced dormer editor	<input checked="" type="checkbox"/>	<input checked="" type="checkbox"/>	<input checked="" type="checkbox"/>	x	x	x	x
Add cavity wall detail	<input checked="" type="checkbox"/>	<input checked="" type="checkbox"/>	<input checked="" type="checkbox"/>	<input checked="" type="checkbox"/>		x	x
Layering function for adding wall hatchings and wrapping detail around windows/doors	<input checked="" type="checkbox"/>	<input checked="" type="checkbox"/>	<input checked="" type="checkbox"/>	<input checked="" type="checkbox"/>		x	x
Advanced wall junction options	<input checked="" type="checkbox"/>	<input checked="" type="checkbox"/>	<input checked="" type="checkbox"/>	<input checked="" type="checkbox"/>		x	x
Extensive range of windows & doors including bi-folding	<input checked="" type="checkbox"/>	<input checked="" type="checkbox"/>	<input checked="" type="checkbox"/>	<input checked="" type="checkbox"/>	<input checked="" type="checkbox"/>	<input checked="" type="checkbox"/>	x
Conservatory Designer	<input checked="" type="checkbox"/>	x	x	x	x	x	x
Merge multiple roof intersections	<input checked="" type="checkbox"/>	<input checked="" type="checkbox"/>	<input checked="" type="checkbox"/>	<input checked="" type="checkbox"/>		x	x
Room height line display	<input checked="" type="checkbox"/>	<input checked="" type="checkbox"/>	<input checked="" type="checkbox"/>	x	x		x
Use 2D drawings tools to create 3D models	<input checked="" type="checkbox"/>	<input checked="" type="checkbox"/>	<input checked="" type="checkbox"/>	<input checked="" type="checkbox"/>	<input checked="" type="checkbox"/>	<input checked="" type="checkbox"/>	x
Advanced wall outline editing	<input checked="" type="checkbox"/>	<input checked="" type="checkbox"/>	<input checked="" type="checkbox"/>	<input checked="" type="checkbox"/>		x	x
Supports mobile 3D visualisation on tablets via o2c viewer	<input checked="" type="checkbox"/>	<input checked="" type="checkbox"/>	<input checked="" type="checkbox"/>	x	x		x
Timber construction display in walls, floors, roofs	<input checked="" type="checkbox"/>	<input checked="" type="checkbox"/>	<input checked="" type="checkbox"/>	x	x		x
Automatic text display of construction element properties	<input checked="" type="checkbox"/>	<input checked="" type="checkbox"/>	<input checked="" type="checkbox"/>	x	x		x
Create multi-building developments	<input checked="" type="checkbox"/>	<input checked="" type="checkbox"/>	<input checked="" type="checkbox"/>	<input checked="" type="checkbox"/>		x	x

Modify wall levels at varying heights	✓	✓	✓	✓	✓	x
Separately texture sections of walls	✓	✓	✓	✓	✓	x
Live real-time rendering	✓	✓	✓	✓	✓	✓
In-line measurements in 2D and 3D	✓	✓	✓	✓	✓	✓
Large database of construction elements	✓	✓	✓	✓	✓	✓
Supports metric and imperial measurements	✓	✓	✓	✓	✓	✓
Import and Export DXF/DWG files	✓	✓	✓	✓	✓	x
Exchange project-related data via the IFC BIM interface	✓	✓	✓	x	x	x
STL export for 3D printing capabilities (inc. 3D Hubs interface)	✓	✓	✓	x	x	x
Other supported formats include 3DS, DAE, PDF	✓	✓	✓	x	x	x
Windows 10 compatible	✓	✓	✓	✓	✓	✓
UK based support						
PDF Manuals	✓	✓	✓	✓	✓	✓
Technical, installation & activation support	✓	✓	✓	✓	✓	✓
Project Assistance Support (12 months)	✓	x	x	x	x	x
Software Training - Full Day	✓	x	x	x	x	x
Access to web based tutorials & forum	✓	✓	✓	✓	✓	✓
<p>Elecosoft 3D Architect From dreams to designs</p> <p>Tel: 01252 267788 arconsales@elecosoft.com www.3darchitect.co.uk</p>						
	<u>Arcon Evo Premier</u>	<u>Arcon Evo Building Regs Edition</u>	<u>Arcon Evo</u>	<u>3D Home Designer Pro</u>	<u>3D Home Designer Expert</u>	<u>3D Home Designer Basic</u>